

AXIS MULTI ASSET ALLOCATION FUND

Formerly known as Axis Triple Advantage Fund

An open ended scheme investing in Equity, Debt, Exchange Traded Commodity Derivatives / Units of Gold ETFs / Silver ETFs & units of REITs/InvITs

About the Fund

Axis Multi Asset Allocation Fund takes exposure to multiple asset classes.

The fund seeks to benefit from the concept of asset allocation. The aim of asset allocation is to improve risk adjusted returns through diversification across various asset classes which have low correlation with each other.



Equity

Long term growth
- 65-80% of the portfolio



Debt

Regular income, lower risk compared to equity - 10-30% of the portfolio



Commodities

Support against macro/event risk - 10-30% of the portfolio



REITs & InvITs

Regular income and capital appreciation 0-10% of the portfolio

*The above framework is broadly indicative and the fund manager may change the framework depending on the market conditions

Why Invest in Axis Multi Asset Allocation Fund?

- Provides diversification across asset classes thereby reducing risk from single asset.
- Equity focuses on the long term wealth creation, Debt generates regular income at lower volatility and commodities acts as a hedge in the portfolio against any macro event.
- Follows regular rebalancing approach within each asset class which allows investors to "buy-low sell-high".
- Offers lower transaction cost through portfolio rebalancing process.

Source : Internal

Investment approach

- **Equity:** Clear long term large cap focus with significant portion of equity portfolio invested in **core holdings with high growth and ROE numbers.**
- Follows bottom-up stock selection process with a 2-3 year perspective
- **Fixed Income :** **Actively Managed and diversified portfolio** of high quality debt and money market instruments to generate regular income.
- **Commodities** have historically had a low correlation to other asset classes. By extension exposure to commodities results in diversification benefits for investor portfolios. The fund endeavors to use gold ETFs, Silver ETFs & ETCDs to achieve twin objectives of portfolio diversification and income generation in the context of the overall fund.

Fund Manager Views

- Valuations to EM is at Long term average. Rationalize GST rates could potentially boost demand for certain consumption items with low fiscal impact. The Consumption recovery & credit pickup could give comfort on earnings outlook
- We are dynamically managing equity levels considering the impact of tariff and GST. Going forward, we will continue to dynamically evaluate net equity levels based on earnings/valuations, domestic macros, and global developments.
- On the debt side, The sell-off has pushed bond yields, particularly for government bonds, back to levels seen before the recent rate-cut cycle began. There's a possibility of a 15-25 bps rally in long duration bonds in the near term.
- We have gradually reduced duration in our portfolios since February 2025 transitioning from long duration strategies to accrual-based strategies. We have been adding 2-5 year corporate bonds to the portfolio as we expect surplus banking liquidity, lower supply of corporate bonds/ CDs due to slowdown and delay in implementation of LCR guidelines and attractive spreads and valuations. Incrementally short bonds can outperform long bonds from risk-reward perspective due to a shallow rate cut cycle, lower OMO purchases in the second half of the year and a shift in focus to Govt Debt to GDP targets.
- Gold continues its uptrend amidst geopolitical tensions and central bank buying, indirectly boosting silver's appeal. Dollar Index Softness - A weaker US dollar typically benefits commodities like silver, making it more attractive globally. Long term view remains positive with some volatility expected due to global cues.

Portfolio Update

(28th November 2025)

EQUITY PORTION

Large Cap 62.51%

Midcap 16.41%

Smallcap 21.08%

FIXED INCOME PORTION

Residual Maturity 4.49 years

Mod Duration 3.13 years

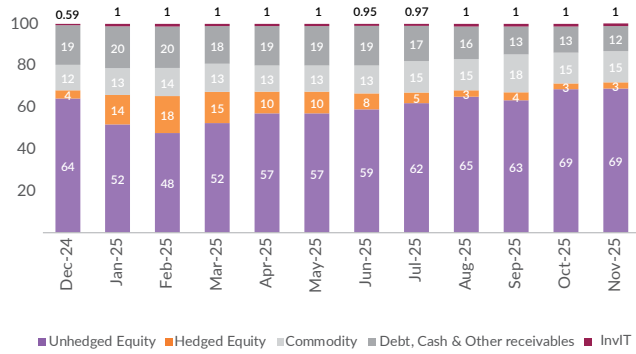
Annualized Portfolio YTM ^{^*} 7.12 %

Macaulay Duration 3.27 years

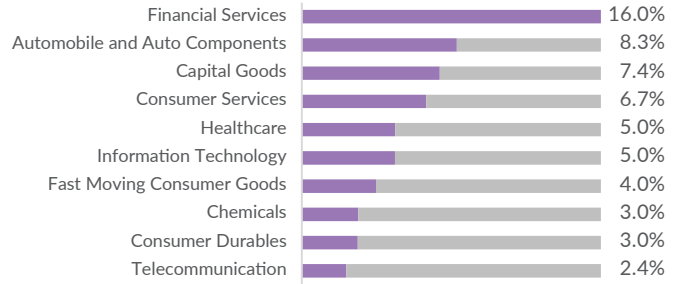
[^]The yield to maturity given above is based on the debt portfolio of funds as on date given above. This should not be taken as an indication of the returns that may be generated by the fund and the securities bought by the fund may or may not be held till their respective maturities. The calculations are based on the invested corpus. *In case of semi annual YTM, it will be annualised.

Note: Portfolio allocation, maturity & duration is based on the current market conditions and is subject to changes depending on the fund manager's view of the markets.

Asset Allocation



Top 10 Sectors**



** For Equity portion.

Investing Facts

Category
Multi Asset Allocation

Inception Date
23rd August 2010

Benchmark
65% of Nifty 500 TRI + 20% Nifty Composite Debt Index + 7.50% of Domestic Price of Physical Gold + 7.50% of Domestic Price of Physical Silver

Minimum Application
SIP - Systematic Investment Plan
Lumpsum ₹ 100 & multiples of ₹ 1
Monthly SIP ₹ 100 & multiples of ₹ 1

Options**
Growth & IDCW
*IDCW means Income Distribution cum Capital Withdrawal.

AUM
₹1785.58 cr.

Entry Load
Nil

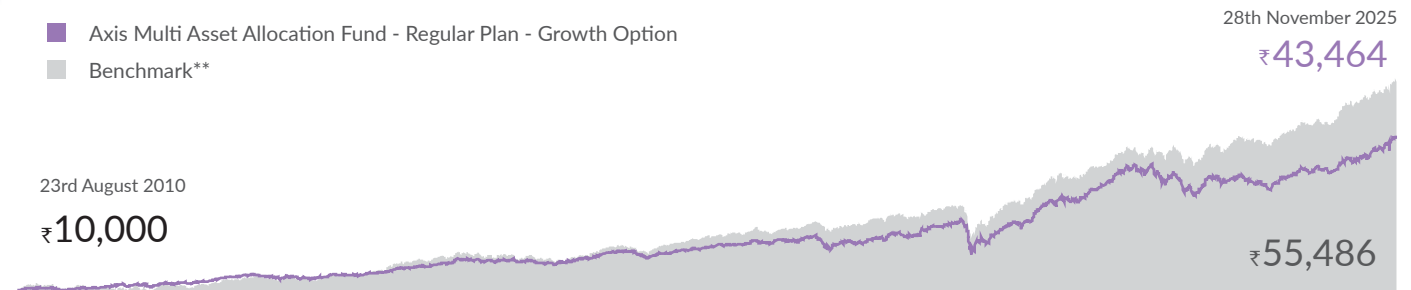
Exit Load
If redeemed/ switched-out within 12 months from the date of allotment,
• For 10% of investments: Nil
• For remaining investments: 1%. If redeemed/ switched-out after 12 months from the date of allotment: NIL.

Fund Manager
Ashish Naik
17 years of experience in financial markets. He has been managing this fund since 22nd June 2016.
Devang Shah
Work experience: 20 years. He has been managing this fund since 5th April 2024
Hardik Shah
Work experience: 16 years
He has been managing this fund since 5th April 2024.
Aditya Pagaria
Work experience: 17 years.
He has been managing this fund since 1st June 2024.
Mr. Pratik Tibrewal
Work experience: 14 years.
He has been managing this fund since 1st February 2025.
Krishnaa N
(for foreign securities)
Over 5 years of experience in financial market. She has been managing this fund since 16th December 2024

Note: To view asset class wise AUM & AAUM for categories of the Scheme & geographical spread refer <https://www.axismf.com/statutory-disclosures>

^^For detailed disclosure on plans and options, kindly refer SID.

Performance (NAV Movement)



	1 Year		3 Years		5 Years		Since Inception	
	CAGR (%)	Current Value of Investment of ₹ 10,000/-	CAGR (%)	Current Value of Investment of ₹ 10,000/-	CAGR (%)	Current Value of Investment of ₹ 10,000/-	CAGR (%)	Current Value of Investment of ₹ 10,000/-
Axis Multi Asset Allocation Fund - Regular Plan - Growth Option	12.84%	11,281	13.10%	14,461	12.53%	18,054	10.10%	43,464
Benchmark**	15.27%	11,523	17.15%	16,070	NA	NA	NA	NA
Benchmark*	16.54%	11,649	15.07%	15,231	15.31%	20,402	11.87%	55,486
Nifty 50 TRI Index (Additional Benchmark)	9.97%	10,994	13.10%	14,461	16.46%	21,446	12.05%	56,856

Past performance may or may not be sustained in future. Since inception (23 August 2010), Different plans have different expense structure. Ms. Krishnaa N is managing the scheme since 16th December 2024 and she manages 24 schemes of Axis Mutual Fund. Devang Shah is managing the scheme since 5th April 2024 and he manages 22 schemes of Axis Mutual Fund. Hardik Shah is managing the scheme since 5th April 2024 and he manages 18 schemes of Axis Mutual Fund. Ashish Naik is managing the scheme since 22nd June 2016 and he manages 4 schemes. Aditya Pagaria is managing the scheme since 1st June 2024 and he manages 23 schemes. Pratik Tibrewal is managing the scheme since 1st February 2025 and he manages 5 schemes. Scheme Performance may not be strictly comparable with that of its additional benchmark in view of hybrid nature of the scheme. *Nifty 50 TRI Index (65%) + Nifty Composite Debt Index (20%) + INR Price of Gold (15%) (Benchmark). **65% of Nifty 500 TRI + 20% Nifty Composite Debt Index + 7.50% of Domestic Price of Physical Gold + 7.50% of Domestic Price of Physical Silver (Benchmark). Returns greater than 1 year are Compounded Annual Growth Rates (CAGR). Face value ₹10 per unit. Please refer return table for performance of all schemes managed by the fund manager.

Please click on link https://www.axismf.com/cms/sites/default/files/Statutory/WDP_Annexure_Nov.pdf to view the performance of other schemes currently managed by the fund manager.

Note: In case you require physical copy of this document request you to kindly take the printout to review the fund managers performance of other schemes managed by him from the above link given.

**The benchmark of Axis Multi Asset Allocation Fund is Nifty 500 TRI Index (65%) + Nifty Composite Debt Index (20%) + Domestic Price of Physical Gold (7.5%) + Domestic Price of Physical Silver (7.5%) pursuant to change in fundamental attribute which was effective from April 27, 2023. Investors are requested to note that Domestic Price of Silver is available from September 2022 since the inception of Axis Silver ETF. Hence, the existing benchmark for comparing with scheme returns is placed, once we start building the data for Silver, we will keep updating the returns with revised benchmark.

Data as on 28th November 2025.

#Scheme Performance may not be strictly comparable with that of its additional benchmark in view of hybrid nature of the scheme.

Past performance may or may not be sustained in future. Calculations are based on Regular Plan - Growth Option NAV and Direct Plan – Growth Option NAV, as applicable. Different plans have different expense structure. Face value is ₹. 10 per unit.

Ashish Naik is Managing Axis Multi Asset Allocation Fund since 22nd Jun, 2016, Axis Innovation Fund since 24th Dec, 2020, Axis Business Cycles Fund since 22nd Feb, 2023 and Axis ELSS Tax Saver Fund since 3rd Aug, 2023.

Devang Shah is Managing Axis Dynamic Bond Fund, Axis Strategic Bond Fund, Axis Liquid Fund, Axis Gilt Fund and Axis Short Duration Fund since 5th Nov, 2012, Axis Credit Risk Fund since 15th Jul, 2014, Axis Arbitrage Fund since 14th Aug, 2014, Axis Conservative Hybrid Fund, Axis Treasury Advantage Fund since 7th Jun, 2016, Axis Corporate Bond Fund since 13th Jul, 2017, Axis Money Market Fund since 6th Aug, 2019, Axis Long Duration Fund since 27th Dec, 2022, Axis Income Plus Arbitrage Active FOF since 1st Feb, 2023, Axis Multi Asset Allocation Fund, Axis Children's Fund, Axis Balanced Advantage Fund, Axis Aggressive Hybrid Fund, Axis Equity Savings Fund, Axis Retirement Fund - Aggressive Plan, Axis Retirement Fund - Conservative Plan and Axis Retirement Fund - Dynamic Plan since 5th Apr, 2024 and Axis Income Plus Arbitrage Passive FOF since 12th Nov, 2025.

Hardik Shah is Managing Axis Corporate Bond Fund, Axis Balanced Advantage Fund and Axis Floater Fund since 31st Jan, 2022, Axis CRISIL IBX SDL May 2027 Index Fund since 23rd Feb, 2022, Axis Long Duration Fund since 27th Dec, 2022, Axis CRISIL IBX 50:50 Gilt Plus SDL June 2028 Index Fund since 24th Jan, 2023, Axis Children's Fund, Axis Equity Savings Fund since 1st Feb, 2023, Axis Fixed Term Plan - Series 112 (1143 Days) since 1st Mar, 2023, Axis Banking & PSU Debt Fund since 3rd Jul, 2023, Axis CRISIL IBX SDL June 2034 Debt Index Fund since 21st Mar, 2024, Axis Multi Asset Allocation Fund, Axis Dynamic Bond Fund, Axis Retirement Fund - Aggressive Plan, Axis Retirement Fund - Conservative Plan, Axis Retirement Fund - Dynamic Plan and Axis Income Advantage Fund of Funds since 5th Apr, 2024 and Axis Ultra Short Duration fund since 4th Nov, 2024.

Ashish Naik is Managing Axis Multi Asset Allocation Fund since 22nd Jun, 2016, Axis Innovation Fund since 24th Dec, 2020, Axis Business Cycles Fund since 22nd Feb, 2023 and Axis ELSS Tax Saver Fund since 3rd Aug, 2023.

Aditya Pagaria is Managing Axis Banking & PSU Debt Fund, Axis Liquid Fund and Axis Treasury Advantage Fund since 13th Aug, 2016, Axis Money Market Fund since 6th Aug, 2019, Axis Nifty AAA Bond Plus SDL Apr 2026 50:50 ETF since 11th May, 2021, Axis Floater Fund since 29th Jul, 2021, Axis Nifty AAA Bond Plus SDL Apr 2026 50:50 ETF FOF since 20th Oct, 2021, Axis Gold Fund since 9th Nov, 2021, Axis Silver Fund of Fund since 21st Sep, 2022, Axis Nifty SDL September 2026 Debt Index Fund since 22nd Nov, 2022, Axis CRISIL IBX SDL May 2027 Index Fund, Axis Aggressive Hybrid Fund since 1st Feb, 2023, Axis CRISIL IBX 50:50 Gilt Plus SDL September 2027 Index Fund since 27th Feb, 2023, Axis Fixed Term Plan - Series 113 (1228 Days) since 21st Mar, 2023, Axis Short Duration Fund since 3rd Jul, 2023, Axis Multi Asset Allocation Fund, Axis Silver ETF and Axis Gold ETF since 1st Jun, 2024, Axis CRISIL-IBX AAA Bond NBFC - Jun 2027 Index Fund since 24th Sep, 2024, Axis CRISIL-IBX AAA Bond Financial Services - Sep 2027 Index Fund since 22nd Nov, 2024, Axis CRISIL-IBX AAA Bond NBFC-HFC - Jun 2027 Index Fund since 11th Dec, 2024, Axis CRISIL-IBX Financial Services 3-6 Months Debt Index Fund since 24th Sep, 2025 and Axis Income Plus Arbitrage Passive FOF since 12th Nov, 2025.

Pratik Tibrewal is Managing Axis Multi Asset Allocation Fund, Axis Silver ETF, Axis Gold ETF, Axis Gold Fund and Axis Silver Fund of Fund since 1st Feb, 2025.

Krishnaa N is Managing Axis Large Cap Fund, Axis Focused Fund, Axis Greater China Equity Fund of Fund, Axis Global Equity Alpha Fund of Fund, Axis Global Innovation Fund of Fund, Axis Large & Mid Cap Fund, Axis Midcap Fund, Axis Flexi Cap Fund, Axis US Specific Equity Passive FOF, Axis Quant Fund, Axis Retirement Fund - Aggressive Plan, Axis Retirement Fund - Conservative Plan, Axis Retirement Fund - Dynamic Plan, Axis Small Cap Fund, Axis Innovation Fund, Axis US Specific Treasury Dynamic Debt Passive FOF and Axis Value Fund since 1st Mar, 2024, Axis Consumption Fund since 12th Sep, 2024, Axis Multi Asset Allocation Fund, Axis Children's Fund, Axis Aggressive Hybrid Fund and Axis Equity Savings Fund since 16th Dec, 2024, Axis Services Opportunities Fund since 24th Jul, 2025 and Axis ESG Integration Strategy Fund since 4th Aug, 2025.

Axis Bank Ltd. is not liable or responsible for any loss or shortfall resulting from the operation of the scheme.

For Digital use only

Axis Multi Asset Allocation Fund

(An open ended scheme investing in Equity, Debt, Exchange Traded Commodity Derivatives / Units of Gold ETFs / Silver ETFs & units of REITs/InvITs)

65% of Nifty 500 TRI + 20% Nifty Composite Debt Index + 7.50% of Domestic Price of Physical Gold + 7.50% of Domestic Price of Physical Silver

This product is suitable for investors who are seeking*:

- Capital appreciation & generating income over long term
- Investment in a diversified portfolio of equity and equity related instruments, debt, Exchange Traded Commodity Derivatives / Units of Gold ETFs / Silver ETFs & units of REITs/InvITs

*Investors should consult their financial advisers if in doubt about whether the product is suitable for them.

Riskometer

Fund

Scheme Riskometer

The risk of the scheme is very high

65% of Nifty 500 TRI + 20% Nifty Composite Debt Index + 7.50% of Domestic Price of Physical Gold + 7.50% of Domestic Price of Physical Silver

Benchmark Riskometer

The risk of the benchmark is very high

Distributed by

Mutual Fund investments are subject to market risks, read all scheme related documents carefully